



**FRESENIUS
KABI**

caring for life



CompoMat[®] G5 Plus

The latest generation of automated
blood component separators

The CompoMat G5 Plus standardizes blood component separation by combining the innovations of the CompoFlow closure device and wide-bore tubing for faster top and bottom separation.

Flexibility to work with all blood bag types on the market


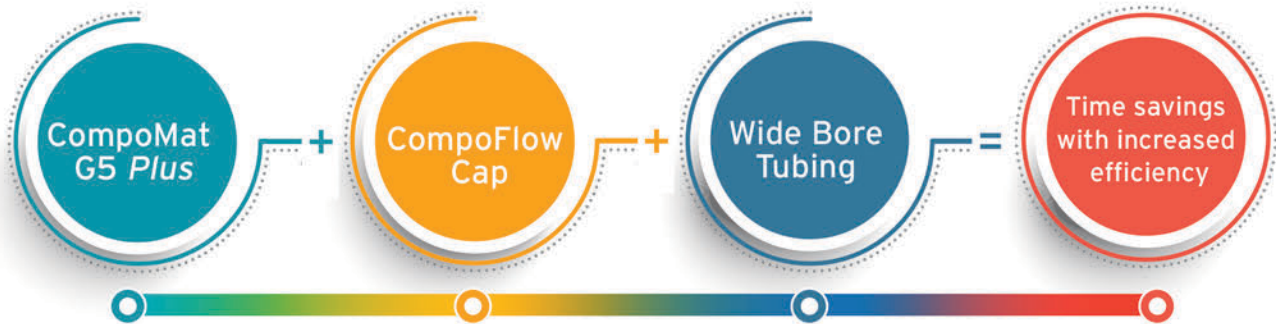
Maximised efficiency

Reduced risk of RSI and hemolysis

Advanced technological platform

Exchangeable modules for automatic breaking of standard blood bag breaker cannulas

The CompoMat G5 *Plus* combines innovations into one system for a faster top and bottom separation time than with standard tubing



CompoFlow® cap principle

The traditional bag breaker is replaced by a patented cap, automatically squeezed by the CompoMat G5 *Plus* opener.

Advantages of the CompoFlow bag system:

- Standardized positioning, squeezing, and opening of the CompoFlow cap; fully automated²
- Special form coding prevents application errors¹
- Reduced risk of hemolysis due to incorrect processing is especially attributed by standardization of the breakaway opening process¹
- More operator comfort²

Wide bore tubing

Advantages of wide bore tubing:

- Average separation time with Top and Bottom system typically ≤ 2 minutes⁹
- Large diameter reduces processing time up to 26%¹⁰
- Low hemolysis rate⁹

Please refer to the references provided on the back page.



CompoMat G5 Plus

Designed for easy handling



- Exchangeable modules**
- Automatic breaking of standard breaker cannula's for even more flexibility

Plasma balance

- Automated weighing and air removal
- Auto-tare function
- Shortest tube length < 3 cm




Movable sealing heads

- Integrated optical and adjustable sensor
- Movable lids
- Reliable high frequency sealings
- Tube insert surveillance with alarm function



Color screen with keypad

- For a neat process monitoring
- Displays alternately process time and program name



Flexible presses system

- Precise, quick, silent and programmable stepper motors
- Interaction of upper and lower press and slide for more flexibility in component separation

Press balance

- Semi-automatic weighing of the front bag



Front door

- Automatic opening for easier handling



CompoMat G5 *Plus* for improved quality and automation for easier blood component separation

Maximised efficiency and plasma yield^{1,4}

- Integrated optical sensors in sealing heads
- Automatic air removal and weighing of plasma in a single step

Shortened separation time^{2,5,6,10}

- Simultaneous processing of program steps*
- CompoFlow wide bore tubing

Reduced risk of RSI** and hemolysis^{3,7,8}

- Automatic opening of CompoFlow cap

Advanced technological platform

- Wi-Fi network
- The CompoMat G5 *Plus* and the CompoMaster® Net are part of the CompoMation Data Management System
- Data from the CompoMation can be displayed in the interactive CompoVision dashboard

Optimised standardization^{1,2}

- Reproducible separation on CompoMat G5 *Plus*
- Sensor controlled priming of in-line filters

Flexibility at work

- Works with all known blood bag types in the market
- Flexible for all component preparation methods (e.g., Top and Bottom, conventional systems, platelet-rich plasma, cord blood) because of using a system with upper and lower press

* Blood component process changes and validations and notification of changes to your local regulatory agencies are at the discretion of the blood center

** Repetitive Strain injury

CompoMat® G5 Plus Automated blood component separator

Ordering Information

For more information such as literature, technical details and working procedures, please contact your local sales representative.

REFERENCES:

1. I.J. Bontekoe et al. Separation of centrifuged whole blood and pooled buffy coats using the new CompoMat® G5: 3 years experience. *Vox Sanguinis* (2014); 107(2): 140-7
2. K. Serrano et al. Performance characteristics of a novel blood bag in-line closure device and subsequent product quality assessment. *Transfusion* (2010); 50(10): 2240-8
3. A. Agildere et al. (SP150) Performance of the New separator Compomat® G5. *Transfusion* (2009); 49: 110A
4. W. Boecker et al. (P-0313). Development of a new device fulfilling ergonomic and economic requirements of blood services. *Vox Sanguinis* (2010); 99 (Suppl. 1): 207
5. J. Lagerberg et al. (P-0356) Evaluation of the CompoMat® G5 automatic blood component processing system in combination with the CompoFlow® blood collection system. *Vox Sanguinis* (2010); 99 (Suppl. 1): 224
6. D. de Korte et al. (23). Evaluation of the effects of the new CompoFlow® break-away closure on in vitro quality of blood components. *Tijdschrift voor Bloedtransfusie* (2009); 2 (Nr. 2): 66
7. D. Devine et al. (P-431) Performance characteristics of CompoFlow®, a novel blood bag in-line closure device, and subsequent product quality assessment. *Vox Sanguinis* (2009); 96 (Suppl. 1): 247
8. W. Boecker et al. (P 3.21) Development of a new Closure Device Concept to optimize workflow, workload and product quality in blood component processing. *Transfusion Med Hemother* (2009); 36 (Suppl. 1): 37
9. Sanquin Research. Department of Blood Cell Research
10. Fresenius Kabi internal validation data

Process efficiency to help you achieve more

CE marked, Class I according Directive 93/42/EEC, as amended by 2007/47/EC.
Electrical Safety, IEC 60601-1.

The signs/names marked with ® are registered trademarks of the Fresenius Group in selected countries.



**FRESENIUS
KABI**

caring for life

Fresenius Kabi AG
61346 Bad Homburg
Germany

Phone: +49 61 72 608-0
Fax: +49 6172 608-5786

compomat@fresenius-kabi.com
www.fresenius-kabi.com