



How to bolus feed an EasyBottle using a syringe with plunger


Getting ready

- Always refer to local guidelines
- Collect all equipment needed on a clean table or tray
 - 2 x 60ml enteral feeding syringes
 - Oral nutritional supplement (ONS) at room temperature
 - Water for flushing
 - Clean cup or container to decant feed into
- Wash and dry hands before and after feed administration
- Check EasyBottle label and expiry date
- Make sure patient sitting upright if possible (or head and shoulders raised by at least 30 degrees during feeding and for a short period afterwards, 45 mins is suggested)
- If nasogastric feeding, confirm tube position according to local policy
- Flushing feeding tube:
 - Fill syringe with 30-50ml of water as advised by Dietitian and close clamp on tube (if present)
 - Attach syringe, open clamp on feeding tube and flush tube with water
 - Close clamp on feeding tube and remove syringe

How to administer the feed



1 Gently roll EasyBottle then pour prescribed amount into a clean cup or container



2 Draw feed into syringe



3 Tilt syringe upright and gently push out air. Have a piece of kitchen roll ready to wipe end



4 Attach filled syringe to end of feeding tube or extension set



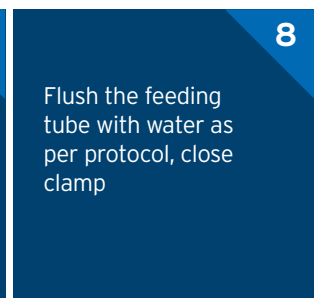
5 Open clamp (if present)



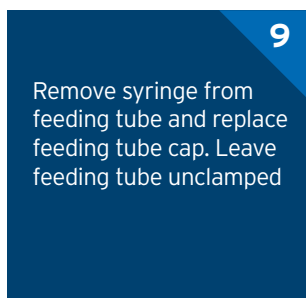
6 Push plunger gently to deliver feed at directed rate. Then close clamp and remove syringe



7 Repeat steps 2-6 until the prescribed amount of feed has been delivered



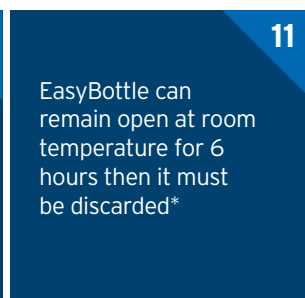
8 Flush the feeding tube with water as per protocol, close clamp



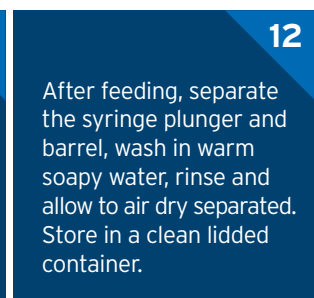
9 Remove syringe from feeding tube and replace feeding tube cap. Leave feeding tube unclamped



10 Store any unused feed in the fridge and remove from the fridge 30 minutes before required for the next feed. Discard any remaining feed after 24 hours



11 EasyBottle can remain open at room temperature for 6 hours then it must be discarded*



12 After feeding, separate the syringe plunger and barrel, wash in warm soapy water, rinse and allow to air dry separated. Store in a clean lidded container.

*Opened EasyBottles can be stored at room temperature (15-25°C) for up to 6 hours based on microbiological testing